

INDEPENDENT AUDITOR'S REPORT

To the Members of INOXCVA Europe B.V.

Report on the Audit of Special purpose Financial Statements

Opinion

We have audited the accompanying Special Purpose Financial Statements of **INOXCVA Europe B.V.** ("the Company"), which comprise the Balance Sheet as at 31st March 2026, Statement of Profit and Loss for the year ended and notes to the Financial Statements, including a summary of significant accounting policies and other explanatory information [hereinafter referred to as "the Special Purpose Financial Statements"].

In our opinion and to the best of our information and according to the explanations given to us, the aforesaid Special Purpose Financial Statements give the information required by the Companies Act, 2013, in the manner so required and give a true and fair view in conformity with the accounting principles generally accepted in India, of the state of affairs of the Company as at 31 March 2026, and profit and loss for the for the year ended.

Basis for Opinion

We conducted our audit in accordance with the Standards on Auditing (SAs) specified under section 143(10) of Companies Act, 2013. Our responsibilities under those SAs are further described in the *Auditor's Responsibilities for the Audit of the Special Purpose Financial Statements* section of our report. We are independent of the Company in accordance with the *Code of Ethics* issued by the Institute of Chartered Accountants of India (ICAI) together with the ethical requirements that are relevant to our audit of the Special Purpose financial statements under the provisions of the Companies Act, 2013 and the Rules thereunder, and we have fulfilled our other ethical responsibilities in accordance with these requirements and the Code of Ethics. We believe that the audit evidence we have obtained is sufficient and appropriate to provide a basis for our opinion.

Emphasis of Matter

The Special Purpose Financial Statements are audited for the internal governance, risk assessment, and management oversight purposes, APR Purpose, and consolidation purpose where statutory audit is not mandated under local regulations. Our opinion is not modified in respect of this matter.

Information other than the Financial Statements and Auditor's Report thereon"

The Company's board of directors is responsible for the preparation of the other information. The other information comprises the information included in the Board's Report including Annexures to Board's Report, Business Responsibility Report but does not include the special purpose financial statements and our auditor's report thereon.

Our opinion on the special purpose Financial Statements does not cover the other information and we do not express any form of assurance conclusion thereon.



In connection with our audit of the special purpose financial statements, our responsibility is to read the other information and, in doing so, consider whether the other information is materially inconsistent with the special purpose financial statements or our knowledge obtained during the course of our audit or otherwise appears to be materially misstated.

If, based on the work we have performed on the other information obtained prior to the date of this auditor's report, we conclude that there is no material misstatement of this other information, we are required to report that fact. We have nothing to report in this regard.

Responsibilities of Management and those charged with Governance for the Special Purpose Financial Statements

The Company's Board of Directors is responsible for the matters stated in section 134(5) of the Companies Act, 2013 ("the Act") with respect to the presentation of the Special Purpose Financial Statements that give a true and fair view of the financial position, financial performance of the Company in accordance with the accounting principles generally accepted in India, including the Accounting Standards specified under section 133 of the Act.

This responsibility also includes maintenance of adequate accounting records in accordance with the provisions of the Act for safeguarding of the assets of the Company and for preventing and detecting frauds and other irregularities; selection and application of appropriate accounting policies; making judgments and estimates that are reasonable and prudent; and design, implementation and maintenance of adequate internal financial controls, that were operating effectively for ensuring the accuracy and completeness of the accounting records, relevant to the preparation and presentation of the Special Purpose Financial Statements that give a true and fair view and are free from material misstatement, whether due to fraud or error.

In preparing the Special Purpose Financial Statements, the Board of Directors are responsible for assessing the Company's ability to continue as a going concern, disclosing, as applicable, matters related to going concern and using the going concern basis of accounting unless the Board of Directors either intends to liquidate the Company or to cease operations, or has no realistic alternative but to do so.

Those Board of Directors are also responsible for overseeing the Company's financial reporting process.

Auditor's Responsibilities for the Audit of the Special Purpose Financial Statements

Our objectives are to obtain reasonable assurance about whether the Special Purpose Financial Statements as a whole are free from material misstatement, whether due to fraud or error, and to issue an auditor's report that includes our opinion. Reasonable assurance is a high level of assurance but is not a guarantee that an audit conducted in accordance with SAs will always detect a material misstatement when it exists. Misstatements can arise from fraud or error and are considered material if, individually or in the aggregate, they could reasonably be expected to influence the economic decisions of users taken on the basis of these Special Purpose Financial Statements.

As part of an audit in accordance with SAs, we exercise professional judgment and maintain professional skepticism throughout the audit. We also:

- a. Identify and assess the risks of material misstatement of the Financial Statements, whether due to fraud or error, design and perform audit procedures responsive to those risks, and obtain audit evidence that is sufficient and appropriate to provide a basis for our opinion. The risk of not detecting a material misstatement resulting from fraud is higher than for one



resulting from error, as fraud may involve collusion, forgery, intentional omissions, misrepresentations, or the override of internal control.

- b. Obtain an understanding of internal control relevant to the audit in order to design audit procedures that are appropriate in the circumstances. But not for the purpose of expressing an opinion on the effectiveness of the entity's internal controls.
- c. Evaluate the appropriateness of accounting policies used and the reasonableness of accounting estimates and related disclosures made by management.
- d. Conclude on the appropriateness of management's use of the going concern basis of accounting and, based on the audit evidence obtained, whether a material uncertainty exists related to events or conditions that may cast significant doubt on the Company's ability to continue as a going concern. If we conclude that a material uncertainty exists, we are required to draw attention in our auditor's report to the related disclosures in the Financial Statements or, if such disclosures are inadequate, to modify our opinion. Our conclusions are based on the audit evidence obtained up to the date of our auditor's report. However, future events or conditions may cause the Company to cease to continue as a going concern.
- e. Evaluate the overall presentation, structure and content of the Financial Statements, including the disclosures, and whether the Financial Statements represent the underlying transactions and events in a manner that achieves fair presentation.

We communicate with those charged with governance regarding, among other matters, the planned scope and timing of the audit and significant audit findings, including any significant deficiencies in internal control that we identify during our audit.

We also provide those charged with governance with a statement that we have complied with relevant ethical requirements regarding independence, and to communicate with them all relationships and other matters that may reasonably be thought to bear on our independence, and where applicable, related safeguards.

For **N Pahilwani & Associates**
Chartered Accountants
Firm Registration No. 134635W



Nitin Pahilwani

Proprietor
Membership No. 142671

Place: Vadodara

Date: 09/05/2026

UDIN: 26142671VXKNKV1697

INOXCVA Europe BV
Balance Sheet as at 31st March, 2026

(Amount in €)

Particulars	Note No	As at 31st March 2026	As at 31st March 2025
		€	€
I. EQUITY AND LIABILITIES			
(1) Shareholder's funds			
(a) Share capital	2	820,600	820,600
(b) Surplus	3	(81,479)	(145,830)
(2) Non-current liabilities			
(a) Long-term borrowings	4	-	-
(b) Deferred tax liability (net)	5	-	-
(3) Current liabilities			
(a) Trade payables	6	96,690	65,069
(b) Other current liabilities	7	787,020	193,353
(c) Short-term provisions	8	-	-
Total		1,622,831	933,192
II. Assets			
(1) Non-current assets			
(a) Property, plant and equipment and Intangible assets	9	-	-
(b) Non-current investments	10	-	-
(c) Deffered Tax Asset (net)	11	17,718	32,828
(d) Long term loans and advances	12	12,750	12,750
(2) Current assets			
(a) Inventories	13	160,041	236,811
(b) Trade receivables	14	317,060	369,010
(c) Cash and cash equivalents	15	137,030	97,941
(d) Short-term loans and advances	16	976,690	179,214
(e) Other Current Asset	17	1,542	4,638
Total		1,622,831	933,192

Significant accounting policies 1
Notes referred to above form an integral part of the Financial Statements.

As per our report of even date
For N Pahilwani & Associates
Chartered Accountants
Firm Registration No. 134635W



CA Nitin Pahilwani
Proprietor
Membership No. 142671

Place: Vadodara
Date : 09th May 2026
UDIN : 26142671VXKNKV1697

For & On Behalf of the Board

Pavan Logar
Authorized Signatory




INOXCVA Europe BV
Statement of Profit and Loss for the Period ended 31st March, 2026

(Amount in €)

Particulars	Note No.	Period ended	Period ended
		31.03.2026	31.03.2025
		€	€
Revenue from operations	18	1,410,093	2,502,849
Other income	19	308,749	424,537
Total Income		1,718,842	2,927,386
<u>Expenses:</u>			
Cost of material consumed	20.1	1,196,101	2,165,243
Changes in inventories of finished goods and work-in-progress	20.2	137,598	200,742
Employee benefit expense	21	-	-
Financial costs	22	11,370	1,416
Depreciation and amortisation cost	23	-	-
Other expenses	24	294,312	416,526
Total expenses		1,639,381	2,783,927
Profit before tax		79,460	143,459
Tax expense:			
(1) Current tax		-	-
(2) Deferred tax	5	15,110	(32,828)
Profit for the period		64,350	176,286


Notes referred to above form an integral part of the Financial Statements.

As per our report of even date
For N Pahilwani & Associates
 Chartered Accountants
 Firm Registration No. 134635W


CA Nitin Pahilwani
 Proprietor
 Membership No. 142671



For & On Behalf of the Board


Pavan Logar
 Authorized Signatory



Place: Vadodara
 Date : 09th May 2026
 UDIN : 26142671VXKNKV1697

INOXCVA Europe BV

Notes Forming Part of Financial Statement

I : SIGNIFICANT ACCOUNTING POLICIES AND NOTES FORMING PART OF ACCOUNTS : 31st March 2026
(Amount in Euro, unless otherwise stated)

A. Company Information

INOXCVA Europe B.V. is a wholly owned subsidiary of INOX India Limited, a company listed on the Indian Stock Exchange. INOXCVA Europe B.V. is statutorily incorporated and headquartered at Nieuwland Parc 101, Alblasserdam, The Netherlands, and is registered with the Dutch Trade Register under number 59643102. The principal business activity of the Company is trading of goods manufactured by its holding company in the European market.

B. A).Basis of preparation of financial statements

The financial statements have been prepared to comply in all material respects with the Accounting Standards specified under Section 133 of the Act, read with Rule 7 of the Companies (Accounts) Rules, 2014. The financial statements have been prepared under the historical cost convention on an accrual basis. The accounting policies have been consistently applied by the Company and are consistent with those used in the previous year. These financial statement are presented in Euro, which is the functional currency of the company.

B).Use of Estimates

The preparation of financial statements in conformity with generally accepted accounting principles requires management to make estimates and assumptions that affect the reported amounts of assets and liabilities and disclosure of contingent liabilities at the date of the financial statements and the results of operations during the reporting period end. Although these estimates are based upon management's best knowledge of current events and actions, actual results could differ from these estimates.

C).Fixed assets and depreciation

(i) Fixed assets are stated at cost of acquisition or construction or at revalued amounts, net of impairment loss if any, less depreciation/ amortisation. Costs include financing costs of borrowed funds attributable to acquisition or construction of fixed assets, upto the date the assets are put to use. Assessment of indication of impairment of an asset is made at the year end and impairment loss, if any, is recognised.

(ii) Depreciation/Amortisation :

a) Tangible assets :

Depreciation has been charged on all tangible assets using Straight Line Method, based on expected useful life as specified under Schedule II of Companies Act, 2013

b) The residual value of all depreciable assets, being negligible, is estimated at Nil.

D).Impairment

The carrying amounts of assets are reviewed at each balance sheet date if there is any indication of impairment based on internal/external factors. An impairment loss is recognized wherever the carrying amount of an asset exceeds its recoverable amount. The recoverable amount is the greater of the asset's net selling price and value in use. In assessing value in use, the Company measures its 'value in use' on the basis of discounted cash flows of next five years projections estimated based on current prices.

After impairment, depreciation is provided on the revised carrying amount of the asset over its remaining useful life.

E)Borrowing Cost

Borrowing costs incurred in relation to the acquisition and construction of Assets are capitalised as the part of cost of such assets upto the date when such assets are ready for intended use. Other borrowing costs are charged as an expenses in the year in which they are incurred.



F).Inventories

Raw Materials, Packing Materials & Spare Components	: At Landed Cost . (Weighted Average Cost)
Work in Progress	: At Landed Cost plus proportionate production overheads.
Finished Goods	: At cost or net realisable value
Goods-in-transit	: At their respective Cost.

G).Foreign Currency Transactions

Foreign currency transactions are recorded at the exchange rate prevailing at the time of transactions.

Foreign currency assets and liabilities are converted at the year-end rate, as applicable.

The gain or losses on exchange differences on account of settlement or re-statement are recognized in the profit and loss account / Assets.

H). Revenue recognition

Revenue is recognized to the extent that it is probable that the economic benefits will flow to the Company and the revenue can be reliably measured.

- (i) Sales are exclusive of excise duty but net of sales return. Claims are accounted for on ascertainment and acknowledgement of claims by appropriate authorities.
- (ii) Insurance claims/Government Claims are accounted for as and when processed and accepted by the Insurance Company/Government Authorities.
- (iii) Interest income is accounted for on a time proportion basis taking into account the amount outstanding and the rate applicable.

F) Taxes

Tax expense comprises of current and deferred tax. Current income tax is measured at the amount expected to be paid to the tax authorities in accordance with the dutch laws prevailing in the respective tax jurisdictions where the Company operates.

Deferred income taxes reflect the impact of current year timing differences between taxable income and accounting income for the year and reversal of timing differences of earlier years.

Deferred tax asset and liabilities are measured using the tax rates and the tax laws enacted or substantively enacted at the balance sheet date.

Deferred tax liabilities are recognized for all the taxable timing differences. Deferred tax assets are recognized only to the extent that there is reasonable certainty that sufficient future taxable income will be available against which such deferred tax assets can be realized. In situations where the Company has unabsorbed depreciation or carry forward tax losses, deferred tax assets on unabsorbed depreciation and carry forward losses are recognized only to the extent that there is virtual certainty supported by convincing evidence that they can be realized against future taxable profits.

At each balance sheet date the Company reassesses unrecognized deferred tax assets. It recognizes unrecognized deferred tax assets to the extent that it has become reasonably certain or virtually certain, as the case may be, that sufficient future taxable income will be available against which such deferred tax assets can be realized.

L). Provisions

A provision is recognized when an enterprise has a present obligation as a result of past event; it is probable that an outflow of resources will be required to settle the obligation, in respect of which a reasonable estimate can be made. Provisions are not discounted to its present value and are determined based on best estimate required to settle the obligation at the balance sheet date. These are reviewed at each balance sheet date and adjusted to reflect the current best estimates.

M).Investments

Investments that are readily realisable and intended to be held for not more than a year are classified as current investments. All other investments are classified as non-current investments. Current investments are valued at the lower of cost and fair value. Changes in the carrying amount of current investments are recognised in the Statement of Profit and Loss. Non-Current investments are valued at cost, less any provision for diminution, other than temporary, in the value of such investments. Decline, if any, is charged to the Statement of Profit and Loss. Cost comprises cost of acquisition and related expenses such as brokerage and stamp duties.



INOXCVA Europe BV
Notes Forming Part of Financial Statement

(Amount in €)

Note 2 :- Share capital

Particulars	As at 31st March 2026	As at 31st March 2025
Issued, subscribed & paid-up share capital Issued and fully paid up 820600 equity share of € 1 each	820,600	820,600
Total share capital	820,600	820,600

Note 2.1 : Reconciliation of number of shares outstanding is set out below:

Particulars	As at 31st March 2026	As at 31st March 2025
Equity shares at the beginning of the year	820,600	820,600
Add: Shares issued during the current financial year	-	-
Equity shares at the end of the year	820,600	820,600

Note 2.2 : The Company has only one class of equity shares. Each holder of equity shares is entitled to one vote per share.
 Note 2.3 : There is no fresh issue or buyback of shares during the year.
 Note 2.4 : The Company has only one class of equity shares. Each holder of equity shares is entitled to one vote per share.
 Note 2.5 : There is no change in the number of shares outstanding at the beginning and at the end of the year.
 Note 2.6 : There is no change in the pattern of shareholding during the year. It is same as the last year.


Shares held by promoters at the end of the year 31st March 2026		
Promoter Name	No. of Shares	Amount
INOX India Limited	820,600	820,600
Total	820,600	820,600

Note 3: Surplus

Particulars	As at 31st March 2026	As at 31st March 2025
Profit and loss		
Opening balance	(145,831)	(322,117)
Add:- Profit for the year	64,350	176,286
Balance to be split	-	-
Closing balance	(81,480)	(145,831)
Other Reserves	-	-
Total	(81,480)	(145,831)

Note 4 : Long term borrowings

Particulars	As at 31st March 2026	As at 31st March 2025
Loans and advances from Director :	-	-
TOTAL	-	-



INOXCVA Europe BV
Notes Forming Part of Financial Statement

(Amount in €)

Note 5: Deferred tax liability

Particulars	As at 31st March 2026	As at 31st March 2025
Deferred tax liability	-	-
Total	-	-

Note 6 : Trade payables

Particulars	As at 31st March 2026	As at 31st March 2025
Total outstanding dues	96,690	65,069
Total	96,690	65,069

Note 7 : Other Current Liabilities

Particulars	As at 31st March 2026	As at 31st March 2025
Advances received from customer	787,020	193,353
Total	787,020	193,353

Note 8 : Short Term Provisions


Particulars	As at 31st March 2026	As at 31st March 2025
Provision	-	-
Total	-	-



INOXCVA Europe BV
Notes Forming Part of Financial Statement
Note 19: Property, plant & equipments & Intangible assets as on 31st March, 2026

(Amount in €)

Particulars	Asset	Asset	Total
Gross Carrying amount			
Opening			
Additions	-	-	-
Deductions	-	-	-
As at March 31, 2026	-	-	-
Accumulated Depreciation			
Opening			
Depreciation for the Period	-	-	-
Deductions	-	-	-
As at March 31, 2026	-	-	-
Net Carrying Amount			
As at March 31, 2026	-	-	-



INOXCVA Europe BV
Notes Forming Part of Financial Statement

(Amount in €)

Note 10 : Non current investment

Particulars	As at 31st March 2026	As at 31st March 2025
Quoted investments		
Total	-	-

Note 11 : Deferred Tax Asset (net)

Particulars	As at 31st March 2026	As at 31st March 2025
Opening balance	32,828	-
Unabsorbed Losses as on 01.04.25	172,714	316,237
Profit for the period till March 25	(73,460)	(143,460)
Unabsorbed Losses as on 31.03.2026	93,254	172,777
Corporate Tax rate	19%	19%
DTA on Unabsorbed Losses as on 31.03.26	17,718	32,828
Provision for DTA	(15,110)	
Closing Balance	17,718	32,828
Total	17,718	32,828

Note 12 : Long term loans and advances

Particulars	As at 31st March 2026	As at 31st March 2025
Security deposit		
a) <u>Unsecured, considered good</u>		
Deposit	12,750	12,750
Total	12,750	12,750

Note 13 : Inventories

Particulars	As at 31st March 2026	As at 31st March 2025
Finished goods	160,041	216,642
Goods in transit		20,169
Total	160,041	236,811

Note 14 : Trade receivables

Particulars	As at 31st March 2026	As at 31st March 2025
Account Receivable	317,060	369,010
For FY25-26 € 63,955 and For FY24-25 € 343,179 included in Trade receivable is attributable to the Group company INOX India Limited		
Total	317,060	369,010

Note 15 : Cash and bank balances

Particulars	As at 31st March 2026	As at 31st March 2025
<u>Cash and cash equivalent</u>	-	-
Sub total (A)	-	-
<u>Bank balances - current accounts</u>		
ABN Amro Current Account	100,817	87,974
ABN Amro Deposit	5,000	5,000
Franx EUR	385	423
Franx USD	30,829	4,546
Sub total (B)	137,031	97,941
Total [A + B]	137,031	97,941



INOXCVA Europe BV
Notes Forming Part of Financial Statement

(Amount in €)

Note 16 : Short terms loans and advances

Particulars	As at 31st March 2026	As at 31st March 2025
Advance payment	976,690	179,214
Total	976,690	179,214

Note 17 : Other Current Asset

Particulars	As at 31st March 2026	As at 31st March 2025
Sales Tax	1,542	2,077
Prepaid expenses	-	2,562
Total	1,542	4,639



INOXCVA Europe BV
Notes Forming Part of Financial Statement

(Amount in €)

Note 18 : Revenue from operations

Sr. No.	Particulars	For the Period ended on 31st March 2026	For the Period ended on 31st March 2025
1	Net Sales	1,410,093	2,502,849
	Total	1,410,093	2,502,849

Note 19 : Other income

Sr. No.	Particulars	For the Period ended on 31st March 2026	For the Period ended on 31st March 2025
1	Sales of services	308,749	424,537
	Total	308,749	424,537

Note 20.1 : Cost of Material Consumed

Sr. No.	Particulars	For the Period ended on 31st March 2026	For the Period ended on 31st March 2025
1	Purchases	1,196,101	2,165,243
	Total	1,196,101	2,165,243

Note 20.2 : Changes in inventories of finished goods and work-in-progress

Sr. No.	Particulars	For the Period ended on 31st March 2026	For the Period ended on 31st March 2025
1	Finished Goods		
	Opening Stock	297,639	498,381
	Less: Closing Stock	160,041	297,639
	Total	137,598	200,742

Note 21 : Employment benefit expenses

Sr. No.	Particulars	For the Period ended on 31st March 2026	For the Period ended on 31st March 2025
1	Employment benefit expenses	-	-
	Total	-	-

Note 22 : Financial cost

Sr. No.	Particulars	For the Period ended on 31st March 2026	For the Period ended on 31st March 2025
1	Interest Expense	11,370	1,416
	Total	11,370	1,416



INOXCVA Europe BV
Notes Forming Part of Financial Statement

(Amount in €)

Note 23 : Depreciation and amortised cost

Sr. No.	Particulars	For the Period ended on 31st March 2026	For the Period ended on 31st March 2025
1	Depreciation and amortisation cost	-	-
	Total	-	-

Note 24 : Other expenses

Sr. No.	Particulars	For the Period ended on 31st March 2026	For the Period ended on 31st March 2025
1	Legal & Professional Expenses	261,599	363,565
2	Rent	4,765	5,925
3	Business promotion expenses	7,921	408
4	Travelling & Conveyance Expenses	5,591	30,846
5	Insurance	2,476	2,157
6	Miscellaneous Expenses	11,961	13,625
	Total	294,312	416,526



INOXCVA Europe BV
Notes Forming Part of Financial Statement

(Amount in €)

Note 25 : Contingent liabilities and commitments

Sr. No	Particulars	As at 31st March 2026	As at 31st March 2025
	(i) Contingent Liabilities	-	-
	(ii) Commitments	-	-
	Total	-	-

Note 26 : Earning per share

Sr. No	Particulars	As at 31st March 2026	As at 31st March 2025
	Net Profit after tax	64,350	176,286
	Weighted average number of equity shares	820,600	820,600
	Total	0.08	0.21

Note 27 : Related Party Disclosure


Related party Disclosures as required by AS-18, " Related Party Disclosures", are given below:

Names of related parties and description of relationship :

Sr. No	Name	Relation
1	INOX India Ltd	Holding company

The company has identified all the related parties having transactions during the year as per details given below:

Sr. No	Particulars	Period ended 31.03.2026	Period ended 31.03.2025
		Sale of services	
1	INOX India Ltd	308,749	424,537
	Total	308,749	424,537
		Purchase	
1	INOX India Ltd	1,253,163	1,930,019
	Total	1,253,163	1,930,019
		Loan received	
1	INOX India Ltd	-	-
	Total	-	-
		Loan repaid	
1	INOX India Ltd	-	-
	Total	-	-



INOXCVA Europe BV
Notes Forming Part of Financial Statement

(Amount in €)


Balance with related party

Sr. No	Particulars	Period ended 31.03.2026	Period ended 31.03.2025
1	INOX India Ltd	Advance to supplier	
		976,690	179,214
		Total	179,214
1	INOX India Ltd	Trade Receivable	
		63,955	343,179
		Total	343,179
1	INOX India Ltd	Trade Payable	
		-	-
		Total	-

Note 28 : Other notes

- i Previous year figures have been re-grouped, recast or rearranged to make them comparable with that of the current year.


As per our report of even date
For N Pahilwani & Associates
Chartered Accountants
Firm Registration No. 134635W



CA Nitin Pahilwani
Proprietor
Membership No. 142671
Place: Vadodara
Date : 09th May 2026
UDIN :



For & On Behalf of the Board



Pavan Logar
Authorized Signatory

